

FITTING INSTRUCTIONS

FITTING BOARDS TO SOLID WALLS

Boards can be fixed directly to solid walls using screws & washers or a flexible adhesive ensuring full contact. Joints should be taped with a fiberglass mesh tape or if the area needs to be waterproof, a waterproof sealing tape. Joints should be staggered.

FITTING BOARDS TO STUD FRAME

Boards can also be fixed to stud frames using washers and screws at 300mm centres.

Joints should be taped with a fiberglass mesh tape or if the area needs to be waterproof, a waterproof sealing tape. Joints should be staggered.

FITTING BOARDS TO FLOORS

Boards can be fitted to concrete and timber floors using either a solid bed of flexible adhesive or using washers and screws at 300mm centres. Joints should be taped with a fiberglass mesh tape or if the area needs to be waterproof, a waterproof sealing tape. Joints should be staggered.

FITTING SHOWER TRAYS

Shower trays can be fitted to both concrete and wooden floors at either floor level or lowered to joist level. The shower tray must always be fully supported. All joints should be sealed with a waterproof sealing tape.

For full fitting instructions please contact Arc's Technical Department.



Address: IDA Business & Technology Park,
Ballynattin, Arklow,
Co. Wicklow, Ireland.

Phone: +353 (0)402 41200

Fax: +353 (0)402 24168

Web: www.arcbuildingproducts.ie
www.mouldx.com
www.removablehooks.net
www.ms-11.com



ARC TILE BACKER BOARDS & SHOWER TRAYS

The professionals alternative to plywood & plasterboard



- 100% waterproof
- Easy to cut & easy to install
- Thermal insulating
- Suitable for underfloor heating
- Holds 62kg per m² on walls
- Compressive strength of 40 tonne per m²
- Built in fall in shower trays
- Ready to take adhesive, no priming required

ARC TILE BACKER BOARDS & SHOWER TRAYS

The professionals alternative to plywood & plasterboard

Arc Tile Backer Boards & Shower Trays are the all in one solution for waterproofing, insulating and drylining. They comprise a XPS core sandwiched between thin robust layers of fiberglass reinforced polymer concrete. Ideal for wet rooms, bathrooms, kitchens and all areas subject to water, moisture or high humidity levels.



100% WATERPROOF

Impenetrable by water and water vapour. They will not rot, swell or degrade when subjected to water.



EASY TO WORK WITH

The boards and shower trays are extremely lightweight and can be easily cut with a blade or saw.



STRONG

Boards can hold a tile weight of 62kg per m² on walls and have a high compressive strength of 40 tonnes per m² for floors.



BUILT IN FALL

Shower trays have a built in fall and are ideal for creating a stylish sloping floor in showers or wet rooms.




NO PRIMING REQUIRED

The outer layers of polymer concrete provide the perfect level of porosity for bonding with tile adhesive.



THERMAL INSULATING

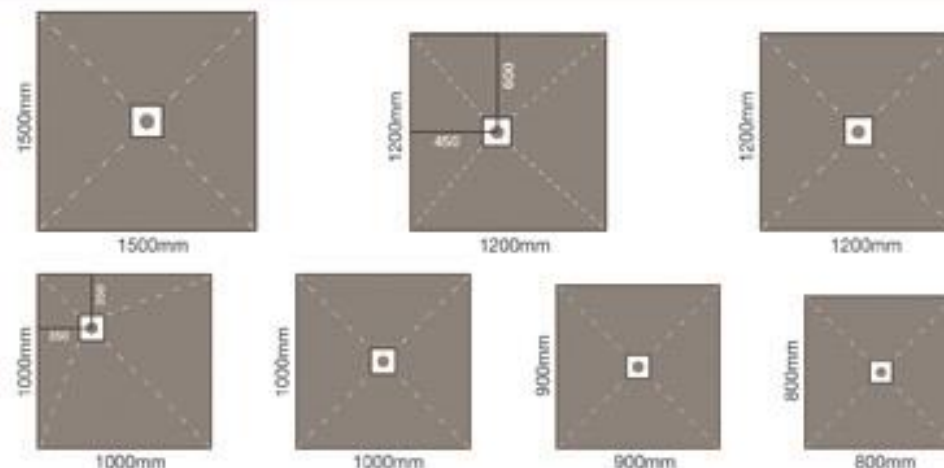
XPS is one of the most effective insulation materials available and also has the effect that its thermal insulation properties are not affected by wet or damp conditions. Can also be used with underfloor heating.



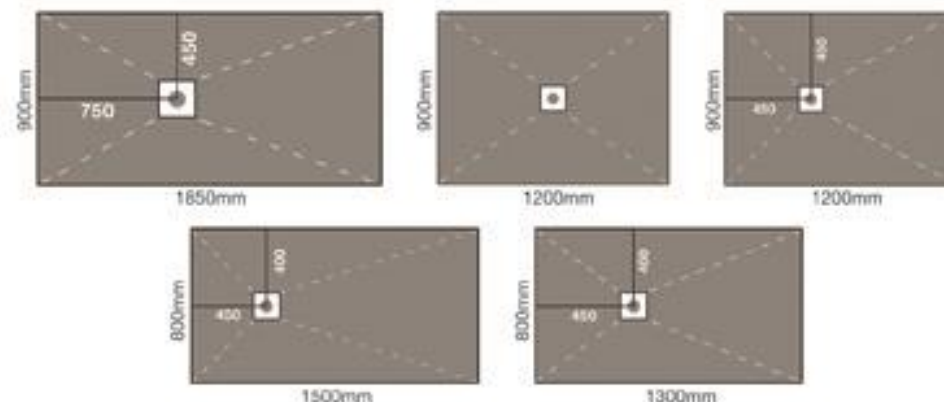
WATERPROOF SHOWER TRAYS

Sizes & Drain Position

SQUARE SHOWER TRAYS



RECTANGULAR SHOWER TRAYS



RECTANGULAR SHOWER TRAYS, LINEAR DRAIN

